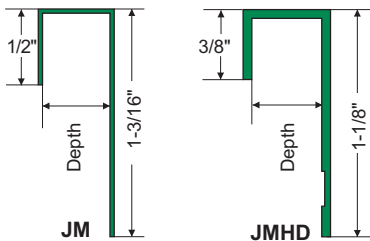


Xtreme Trim™ J-Mold



JMHD - EXTRUDED ALUMINUM, JM - FABRICATED STEEL



DESIGN FEATURES: Trims up the home appearance. J-Mold covers the top edge of HardiePanel® Vertical Siding at the soffit and intersections and at door and window openings. Provides a smooth trim seam to cover siding.

JMHD51610 - Design to work in conjunction with Xtreme Trim™ Horizontal Stucco Bead, Vertical Reveal, and Horizontal Z-Bar.

EXPANSION & CONTRACTION: Siding panels will expand and contract due to changes in temperature. Allow a 1/8\"/>

FASTENERS: Stainless steel fasteners are recommended when installing Tamlyn Xtreme Trim™.

FASTENING: Do not fasten edges of panels until trims are in place. Fasten panel at center and work outward. Fasteners should be staggered on opposite panel edges.

Please follow siding manufacturers best practice application when installing any Tamlyn accessory. Xtreme Trim™ profiles do not form a moisture management system, the architect and builder are responsible for designing and installing a code compliant building envelope.

MATERIAL:

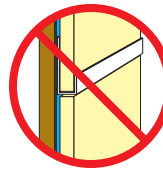
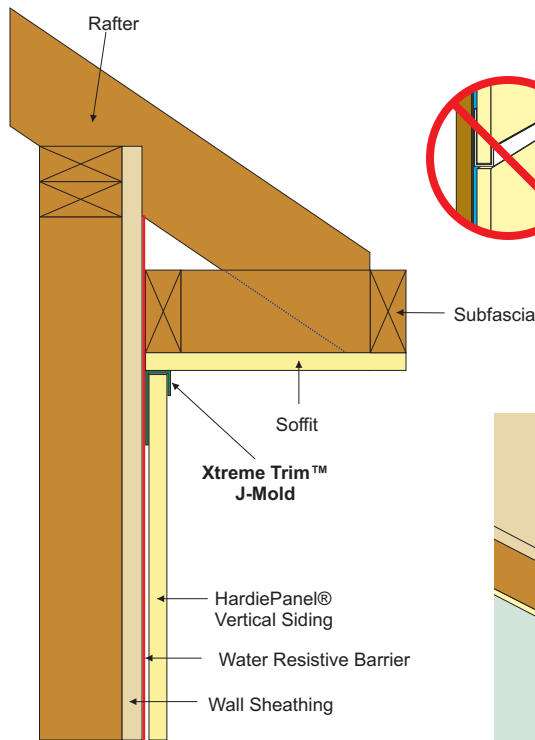
JM - Galvanized steel with proprietary coating that protects against harsh weather conditions and allows for paint adhesion.

JMHD - Custom die-extruded from heavy-duty, 6063 T-5 extruded aluminum alloy with proprietary coating that protects against harsh weather conditions and allows for paint adhesion.

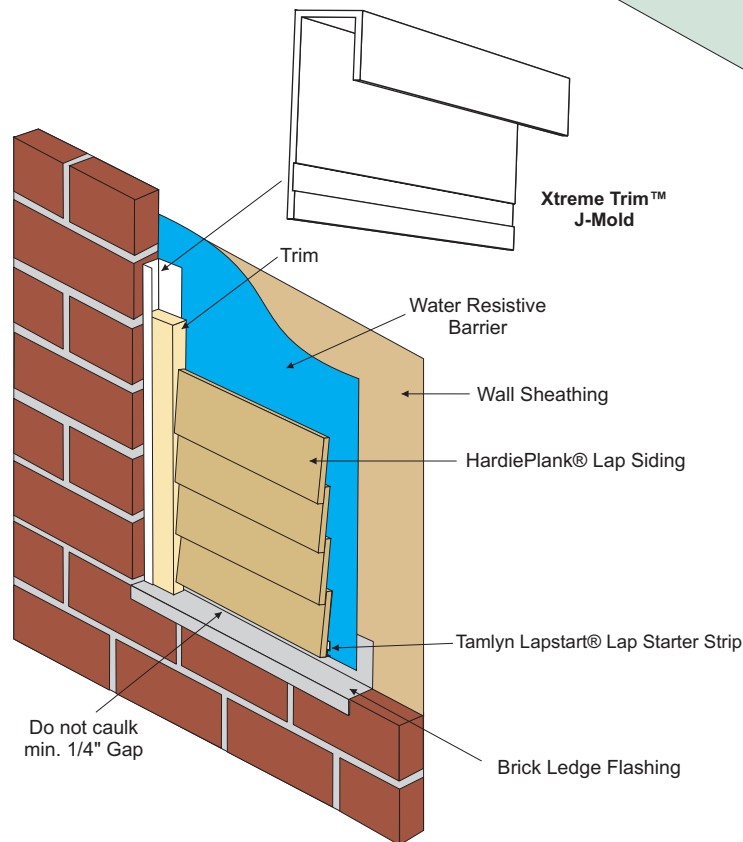
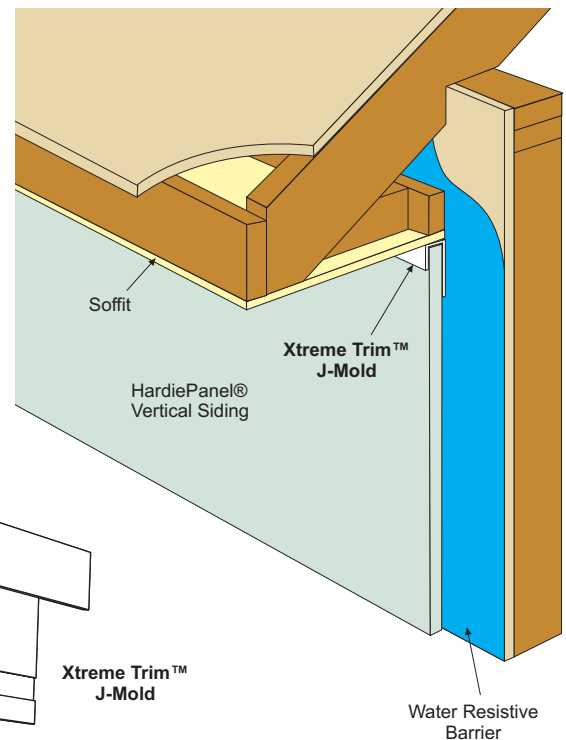
Available in standard primed (ready-to-paint), color match, and anodized finishes. Unless otherwise specified all Xtreme Trim™ products are provided in primed, ready-to-paint finish.

Available in most popular James Hardie® Siding and Soffit colors with ColorPlus® technology.

NOTE: Slight color variance lot to lot



Do not install J Mold on Horizontal applications where the exterior flange can catch water. J Mold should not be used on the top header of doors or windows.



ITEM ID	DEPTH	LENGTH
JM5168	5/16"	8'
JMHD51610	5/16", 3/8"	10'
JMHD3410	3/4"	10'