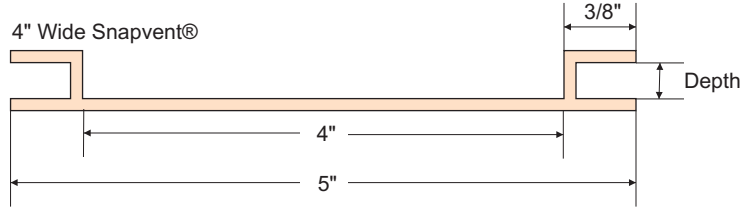
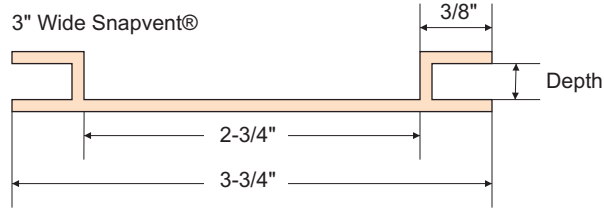
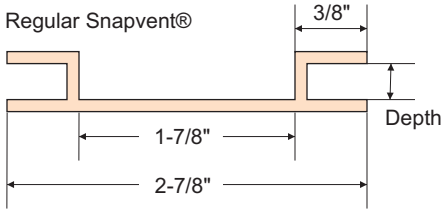


# Snapvent® Continuous Soffit Vent



US Patents #5,799,446 / #5,937,592. US Trademark #2,170,997



**DESIGN FEATURES:** The best looking, most "framer-friendly", easy to install, effective continuous soffit vent on the market. Unique double leg channels hide edges of soffit material for clean look and help prevent vent from being pulled up into subfascia. Complies with the International Residential Code requiring that ventilation be balanced 50% exhaust / 50% intake (soffit) in all situations including continuous ridge vents. Patents cover use of Tamlyn H Mold at seams. 1/8" holes proven to not allow insects/ bugs/bees etc to enter the attic.

**Wide Snapvent®** - 1/4", 5/16" and 5/8" Wide Snapvent® is a must for large attic/steep pitched homes with limited soffit areas available to vent, and multifamily jobs, providing 12.7 and 18.8 sq.in/foot air flow (more attic ventilation = less likelihood of preventable problems such as mold, caused by excessive attic moisture), or use double vents.

**MATERIAL:** Extruded rigid PVC, industry-standard, durable, chemically resistant product designed for outdoor weatherability.

**SV143 / SV51638 - Available in most popular James Hardie® Siding and Soffit colors with ColorPlus® technology. Specify color code using Color Palette on page 3.**

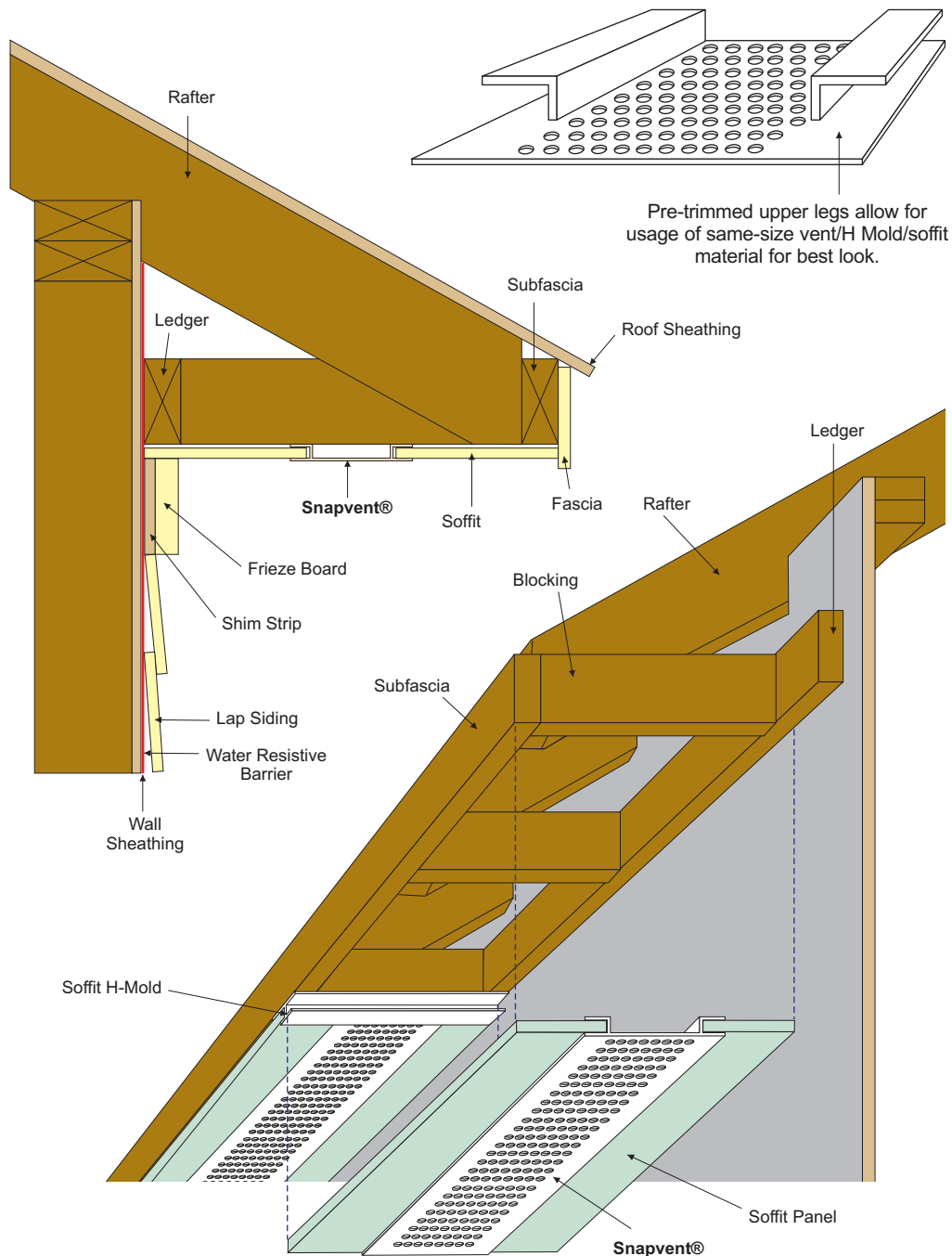
**NOTE:** Slight color variance lot to lot

**WARNING:** Use light or pastel paint colors only on Tamlyn PVC or Sherwin-Williams Vinyl Safe™ Paint. Use of dark color paint will cause deformation. Tamlyn vinyl products are not warranted if painted with dark color paint.

2" SNAPVENT®			
ITEM ID	DEPTH	LENGTH	*NFA
SV148	1/4"	8'	9
SV1412	1/4"	12'	9
SV388	3/8"	8'	9
SV5168	5/16"	8'	9
SV51612	5/16"	12'	9
SV7168	7/16"	8'	9
SV128	1/2"	8'	9
SV348	3/4"	8'	9

3" & 4" WIDE SNAPVENT®			
ITEM ID	DEPTH	LENGTH	*NFA
SV143	1/4"	8'	12.7
SV51638	5/16"	8'	12.7
SV516312	5/16"	12'	12.7
SV5838	5/8"	8'	12.7
SV583812	5/8"	12'	12.7
SV1448	1/4"	8'	18.8
SV51648	5/16"	8'	18.8

\*NFA = net free area / sq.in. per lineal ft.



Pre-trimmed upper legs allow for usage of same-size vent/H Mold/soffit material for best look.