

METHOD 1: SEALANT

- Apply vertical lines of **BrunnoSeal[®]/XtremeSealant[®]** or a urethane based sealant spaced 16-24" oc (**FIG 1**). Install **TamlynWrap[®] WRB** over the sealant strips ensuring full contact with the use of a rigid roller or applicator. Siding should be installed immediately after **TamlynWrap[®] WRB** application.

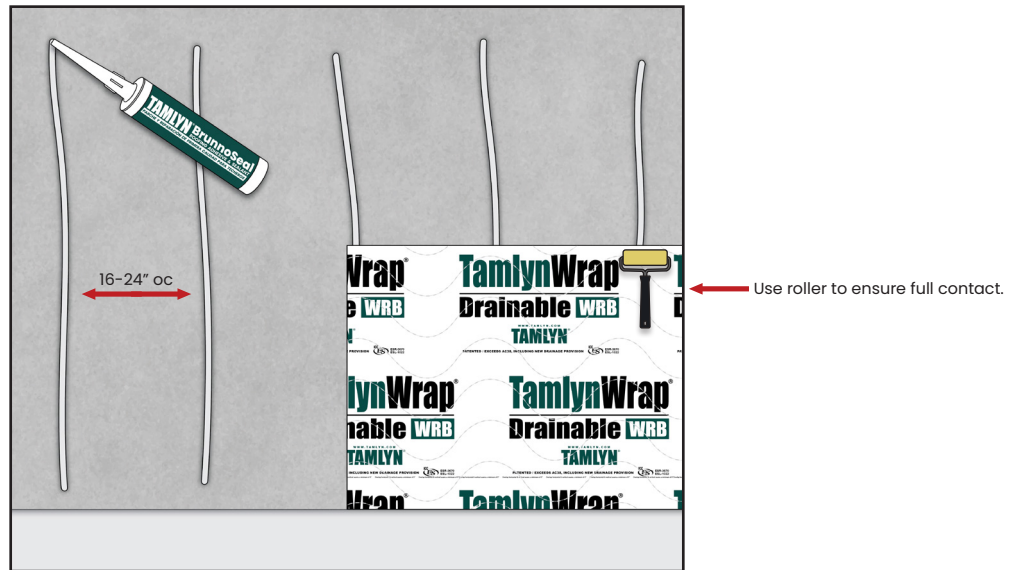


FIG 1:

METHOD 2: ADHESIVE

- Apply vertical lines of adhesive spaced 16-24" oc following manufacturer instructions (**FIG 2**). An industrial-grade (synthetic elastomer) adhesive aerosol may be used in spray or rolled in place. Install **TamlynWrap[®] WRB** over adhesive strips within adhesive tack time (typically 3-7 min) ensuring full contact with the use of a rigid roller or applicator. Siding should be installed within 48 hours after **TamlynWrap[®] WRB** application.




FIG 2:

METHOD 3: URETHANE ADHESIVE.

- Apply vertical lines of a two component urethane spray adhesive in a Splatter Pattern only (**FIG 3**). Apply in vertical strips spaced 16-24" oc. Install **TamlynWrap[®] WRB** over urethane adhesive within string time (typically <2 min) ensuring full contact with the use of a rigid roller or applicator. Siding should be installed within 48 hours after **TamlynWrap[®] WRB** application.




FIG 3:

METHOD 4: FASTENERS

- If **TamlynWrap[®] WRB** will be exposed longer than 72 hours, install using metal capped fluted masonry fasteners per standard **TamlynWrap[®] WRB** fastening requirements (**Fig 4**). A minimal number of fasteners may be used if siding will be installed within 72 hours of **TamlynWrap[®] WRB** application.



FIG 4:

Note: In all of the above methods, **TamlynWrap[®] WRB** attachment is considered **temporary** and **siding should be installed shortly after application for permanent attachment** and to avoid membrane removal due to weather/wind exposure. Methods of installation are suitable for all **TamlynWrap[®] WRBs**. Follow all other applicable **TamlynWrap[®] WRB** installation and detailing requirements. Contact your **Tamlyn[®]** rep for a list of suggested adhesive manufacturers.